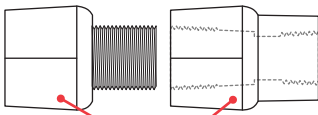
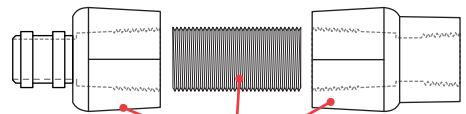


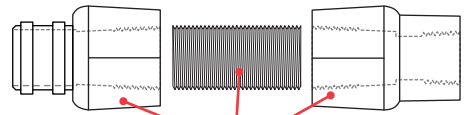
**1" NPT
Standard
- Option 5**



**Close Coupled
Ejector Connection
- Option 2**



**3/4" Hose Connection
- Option 3**



**1" Hose Connection
- Option 4**

Item No.	Description	Quantity	Part No.
1	Option 2 – Close Coupled Ejector Connection	1	
1	Option 3 – 3/4" Hose Connection	1	
1	Option 4 – 1" Hose Connection	1	
1	Option 5 (Standard) – 1" Female NPT Connection	1	
2	Ring	1	H-146
3	Chain	1	H-145-1
4	Nipple	1	HN-050
5	Adapter Coupling	1	H-050A
6	Capture Nut	1	H-255A
7	O-Ring	1	OH-BUN-117
8	Sleeve	1	HS-100
9	O-Ring	1	OH-BUN-119
10	Solution Tube	1	H-176
11	1" Ball Valve	1	H-134-1



1" CORPORATION STOP Date: February 2005
 Scale: 33.3%
 Dwg. No.: CS-111